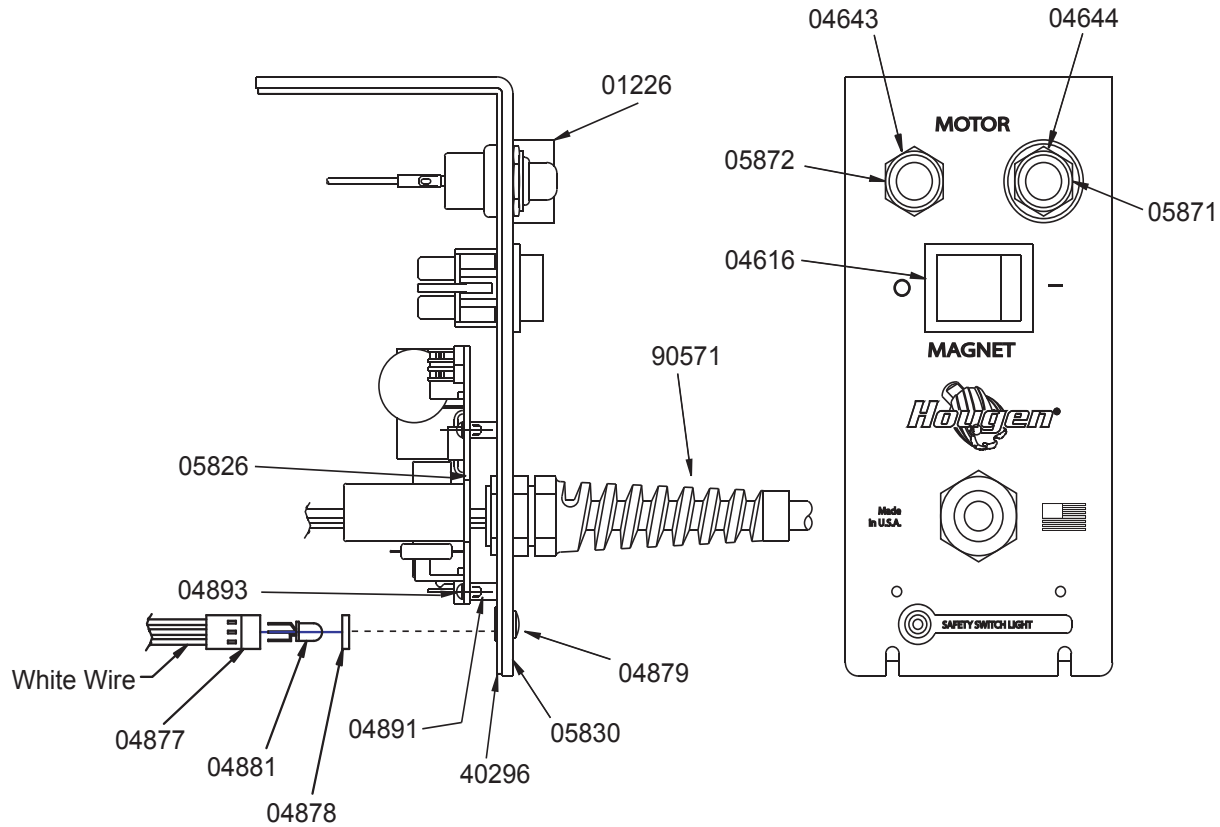


PANEL COMPONENTS

Panel Assembly

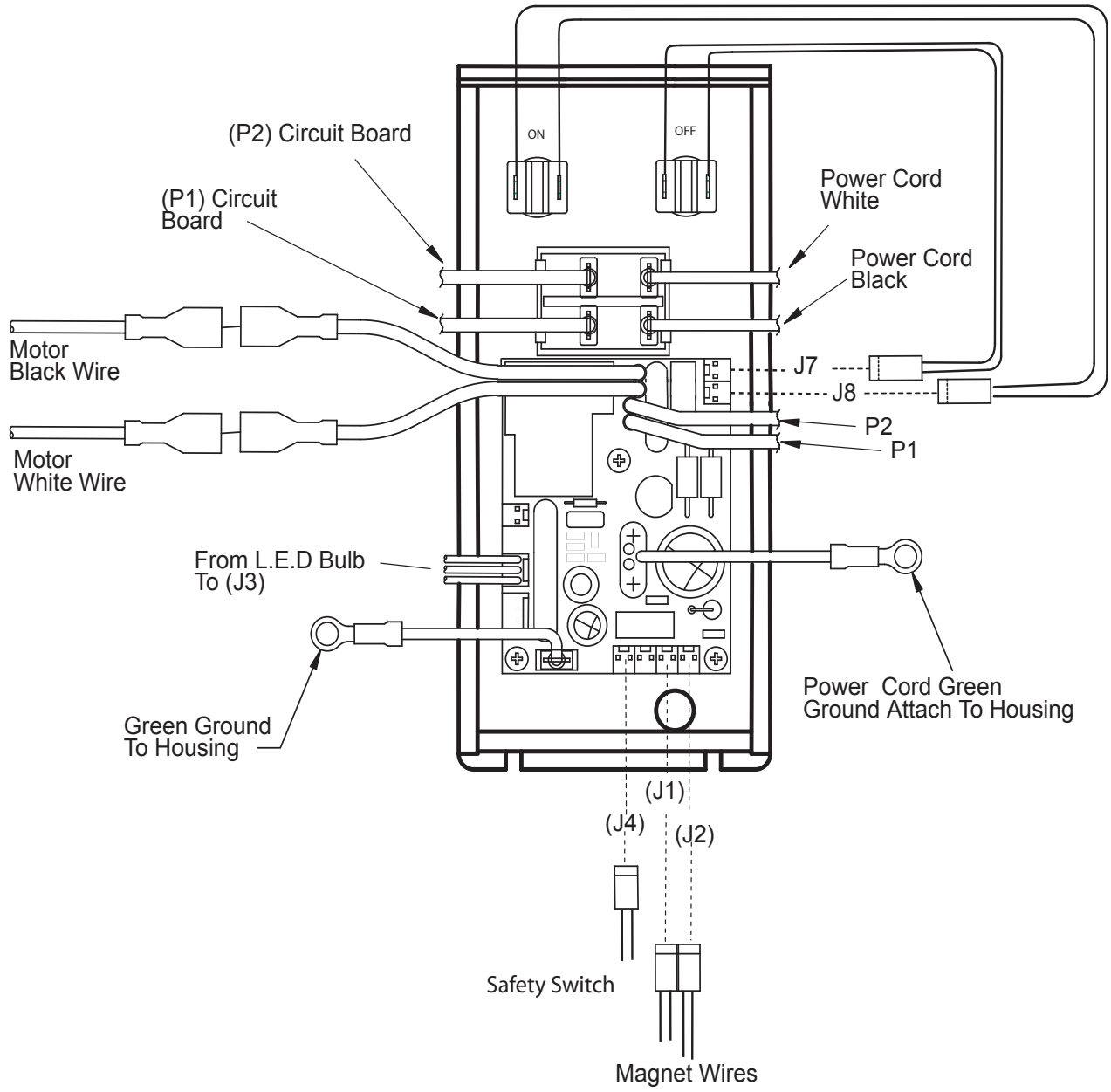
HMD914

P/N: 05192



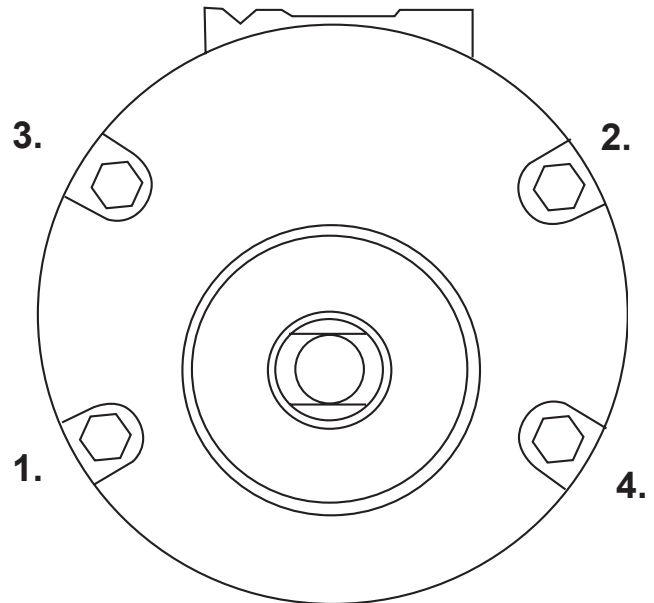
Part #	Description	Qty	Part #	Description	Qty
01226	Switch Guard	1	04891	Spacer	3
04614	Rocker Switch	1	04893	Screw #4-40 x 3/16	3
04643	RED Switch Cover	1	*05207	Green Wire Assembly	1
04644	GREEN Switch Cover	1	05826	Circuit Board	1
04877	L.E.D Wire Harness	1	05830	Faceplate	1
04878	L.E.D Spacer	1	05871	ON Motor Switch	1
04879	L.E.D Lens	1	05872	OFF Motor Switch	1
04881	L.E.D Bulb	1	90571	Power Cord Assembly	1
			* Not Shown		

HOOK UP DIAGRAM



Motor Bolt Sequence

1. Tighten bolts in the sequence shown to 5 - 10 in/lb.
2. Retighten bolts in the same sequence to 35 - 40 in/lb.



Motor Parts List

Part #	Description	Qty	Part #	Description	Qty
40258	Motor Cord	1	40284	Field Assy 115V	1
40260	Housing, Brush End	1	40285	Brush Plug	2
40261	Armature Assy 115V	1	40286	Brush (Package of 2)	1
40262	Bearing	2	40287	Brush Holder	2
40263	Flat Spring	1	40289	Screw #10-32 x 1/4"	2
40264	Seal	1	40290	Washer	1
40265	Flat Spring	1	40292	Retaining Ring	1
40266	Washer	1	40298	Screw 1/4-20 x 3-1/2"	4
40267	Bearing	2	40348	Seal	1
40268	Gear Housing	1	40349	Plug	1
40269	Gear Cluster	1	40350	Syntech grease	8 oz.
40270	Gasket	1	40382	Baffle	1
40271	Cap. Gear Housing	1	40383	Screw #10-32	2
40273	Lock Washer 1/4"	4	40384	Baffle Spacer	2
40274	Bearing	1	40441	End Cap	1
40275	Flat Spring	2	40445	Strain Relief	1
40276	Gear Output	1	40449	Spacer	2
40279	Bearing	1	40450	Screw #10-32 x 1"	2
40280	Ball	1	50035	Washer 1/4" Int Tooth	4
40281	Motor Slug	1	90424	Brush Holer Clip	2

PARTS LIST

Part #	Description	Qty	Part #	Description	Qty
04375	Arbor Sup. Bracket Assy	1	40230	Gear Rack	1
04532	Feed Handle Knob	3	40231	Bushing Bronze	2
04885	Safety Switch	1	40234	Thrust Washer	2
04909	Safety Switch Bracket	1	40237	Set Screw 1/4-28	5
04961	Plunger Assy	1	40242	Arbor Assy	1
05049	Arbor Spring	1	40253	Motor 115V	1
05059	Holder for Coolant Bottle	1	40254	Hub Assy	1
05060	Coolant Bottle Assy	1	40256	Set Screw 5/16-18	1
05061	Thumb Knob	1	40294	Motor Slide	1
05192	Control Panel	1	40295	Inducer	1
05333	Housing	1	40297	Screw-Slotted Hex	4
05345	Warning Label	2	40299	Arbor Support Bracket	1
05387	Magnet	1	40300	O-Ring	2
05402	Coolant Bracket	1	40301	Thrust Washer	2
05839	Knob	1	40302	Retaining Ring	2
10517	Retaining Ring	1	40303	Coolant Fitting	1
10569	Feed Handle	3	40309	Cord Clamp	1
10649	Screw SHC #10-32	3	40312	Roll Pin-Modified	1
10661	Screw BHC #10-24	2	40332	Inducer Assy	1
10725	Carrying Case	1	40377	Shrink Tube	1
10956	Brass Gibbs-Pair	1	40390	Bolt-HH 1/4-20	3
10971	Screw SHC 1/4-20	2	40398	Ejector Collar Re. Ring	1
10972	Screw BHC #6-32	2	40452	Arbor Bolt Kit	1
10977	Screw BHC 1/4-20	1	40464	Ground Strap	1
10983	Safety Switch Ins. Shield	1	40465	Screw HH 1/4-20	1
17271	Taper Spring	1	90027	Washer Flat	1
40221	Spring Seat	1	90028	Washer 1/4" Helical	3
40222	Set Screw - Arbor	2	90052	Washer Ground Screw	1
40223	Ejector Collar	1	90065	Washer 1/4" Star	2
40225	Steel Gib	1	90352	Screw SHC 1/4-28	4
40229	Feed Gear	1	90376	Washer #10 Internal	3