

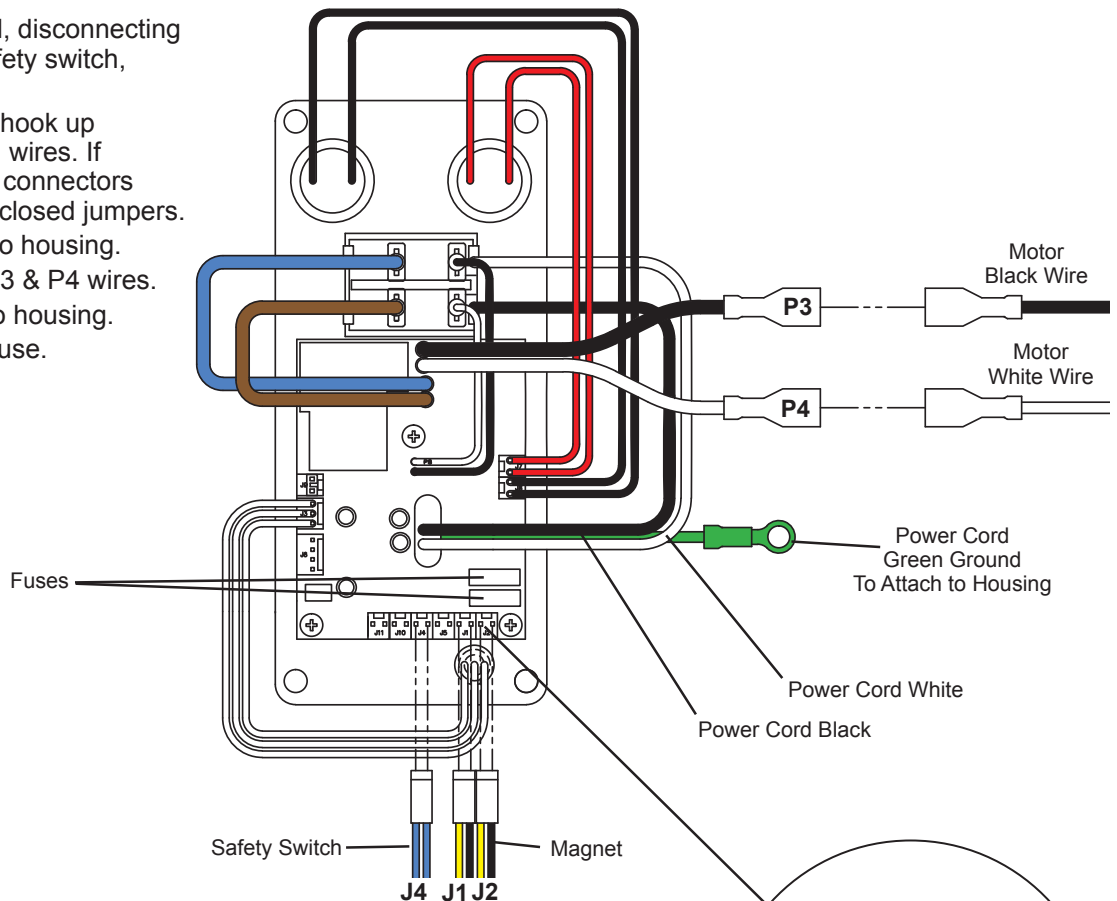
05346 CIRCUIT BOARD REPLACEMENT KIT

For Hougen Drill Models 10904 & HMD904

The replacement circuit board comes complete with a new control panel, switches, jumpers and the latest in Hougen Safety Technology.

INSTRUCTIONS:

1. Remove old control panel, disconnecting motor, power, ground, safety switch, and magnet wires.
2. Using new control panel, hook up magnet and safety switch wires. If your unit has spade style connectors (10904) utilize the two enclosed jumpers.
3. Screw two ground wires to housing.
4. Hook up motor wires to P3 & P4 wires.
5. Screw new faceplate onto housing.
6. Your drill is now ready to use.



HMD904 Wiring Hook Up

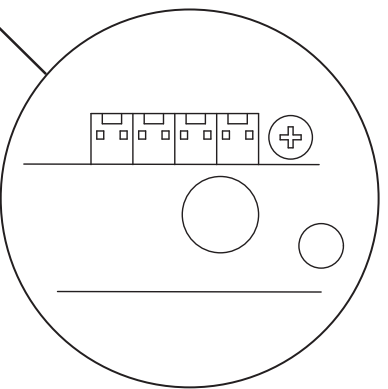
Safety Switch
Hook up from Blue Wires to J4

to J1 J2
Magnet
Hook up from 2 sets of black & yellow wires

10904 Wiring Hook Up

Safety Switch
Hook up from 2 Wires (1 black & 1 white) using Jumper Wire to J4

Magnet
Hook up from 2 Black Wires using Jumper Wire to J1



See Reverse Side For Safety Light Instructions.

New Safety Switch Indicator Light

The Safety Switch Indicator Light is a Standard Safety Feature on replacement panels and New Hougen Magnetic Drills. Its purpose is to inform the user that an unsafe condition exists or the safety switch is defective or needs adjustment.

If Light is Green:

In normal operation the safety switch light will be green. Motor "ON" and "OFF" Switches function normally.

If Light is Red:

A condition with the safety switch exists that needs to be corrected.


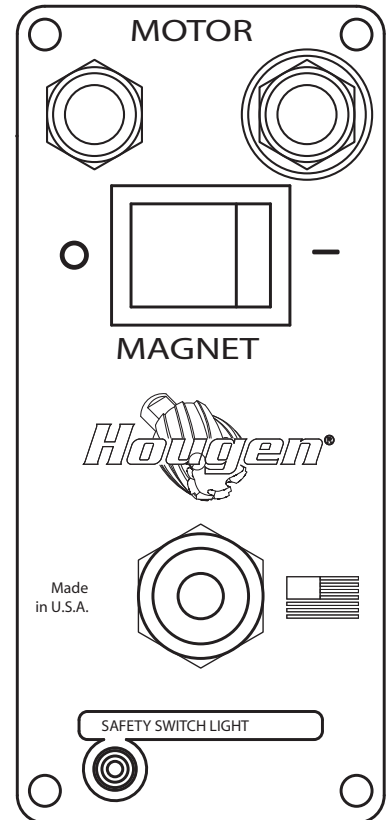
Possible Causes:

- Safety Switch is defective. Have drill serviced.
- Safety Switch needs adjusting.
(See Operators Manual for adjustment Procedure)
- Uneven work surface or material. Check work surface for flatness.
- Dirt or chips under magnet. Clean work surface.

Make sure material is at least 3/8" thick. Material thinner than 3/8" will cause "weak" magnet conditions.

HOUGEN MANUFACTURING RECOMMENDS THAT CONDITIONS ARE CORRECTED SO LIGHT TURNS GREEN. THIS ALLOWS FOR THE UNIT TO BE OPERATED IN A SAFE MANNER.

For any questions, please contact Hougen Manufacturing's Technical Service at (810) 635-7111.



Hougen Manufacturing, Inc.
P.O. Box 2005 • Flint, MI 48501-2005
3001 Hougen Drive • Swartz Creek, MI 48473
Phone (810) 635-7111 • Fax (810) 635-8277
www.hougen.com • info@hougen.com
© 2019 Hougen Manufacturing, Inc.

FORM 05675